

## Factory Parts Catalog

Product No.	E36EC70FSS2
	38066463760S2
Series	36" elec
Color	stainless
Market	North America
Wiring Diagram	318046816
Owner's Guide	318200635
Installation Instructions	318201432



Electrolux Major Appliances  
North & Latin America  
P.O. BOX 212378  
AUGUSTA, GA 30917

Publication No.  
**5995480406**  
06/12/08  
(EN/SERVICE/BJH)  
377

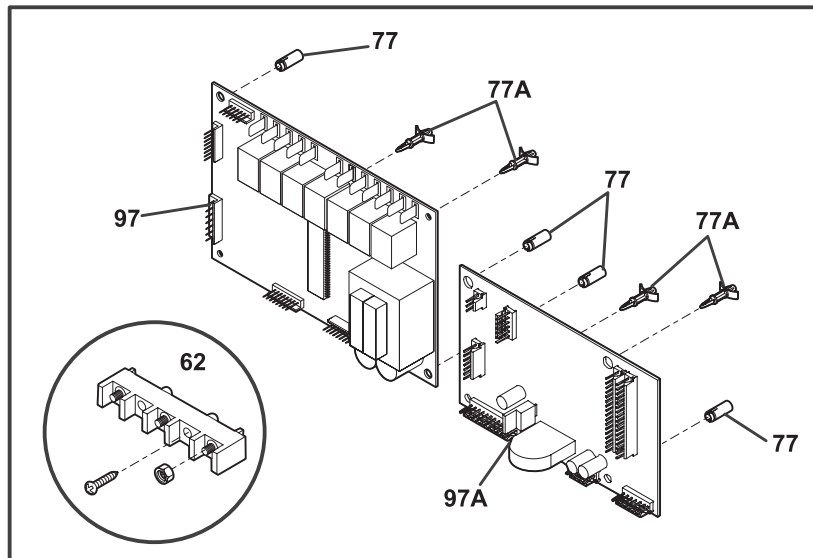
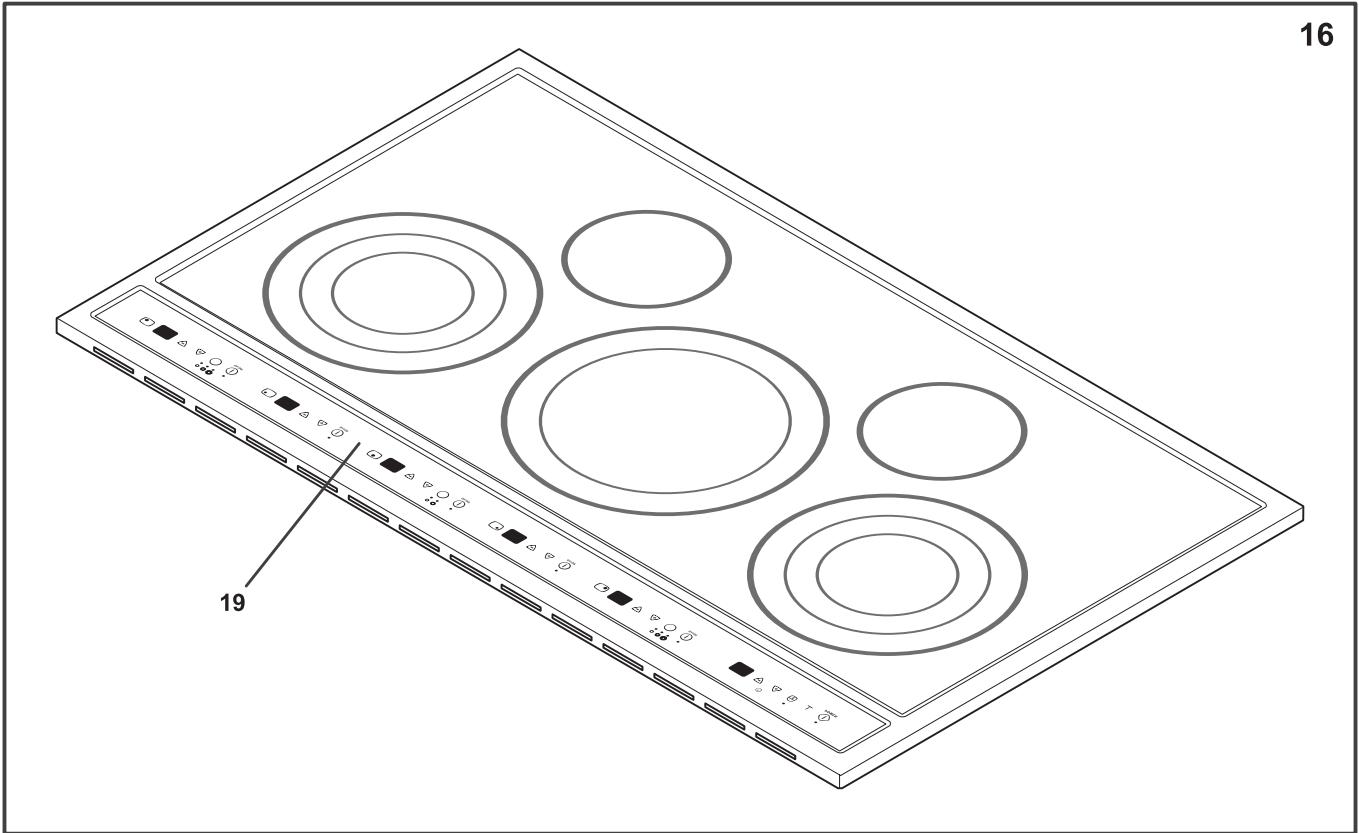
### ELECTRIC COOK-TOP RANGE

Model No.  
E36EC70F

Copyright © 2006 Electrolux Home Products, Inc.  
All rights reserved.

**CONTROL PANEL**

16



CE36EC70FSS1

**CONTROL PANEL**

---

POS. NO	PART NO.	DESCRIPTION
16 #	318282526	Main Top Assy, glass/steel, black/stainless, w/touch control
19 #	318353600	Panel Assembly, glass, w/controls
62 #	316056000	Terminal Block
77	316247900	Spacer, power board, (4)
77A	316114100	Spacer, (2)
97 #	316442113	Board, power, relay
97A#	316442042	Board, power, UIB
* #	318078557	Box & wires assy
* #	318083050	Harness, wiring, interface
*	5304400192	retainer wire



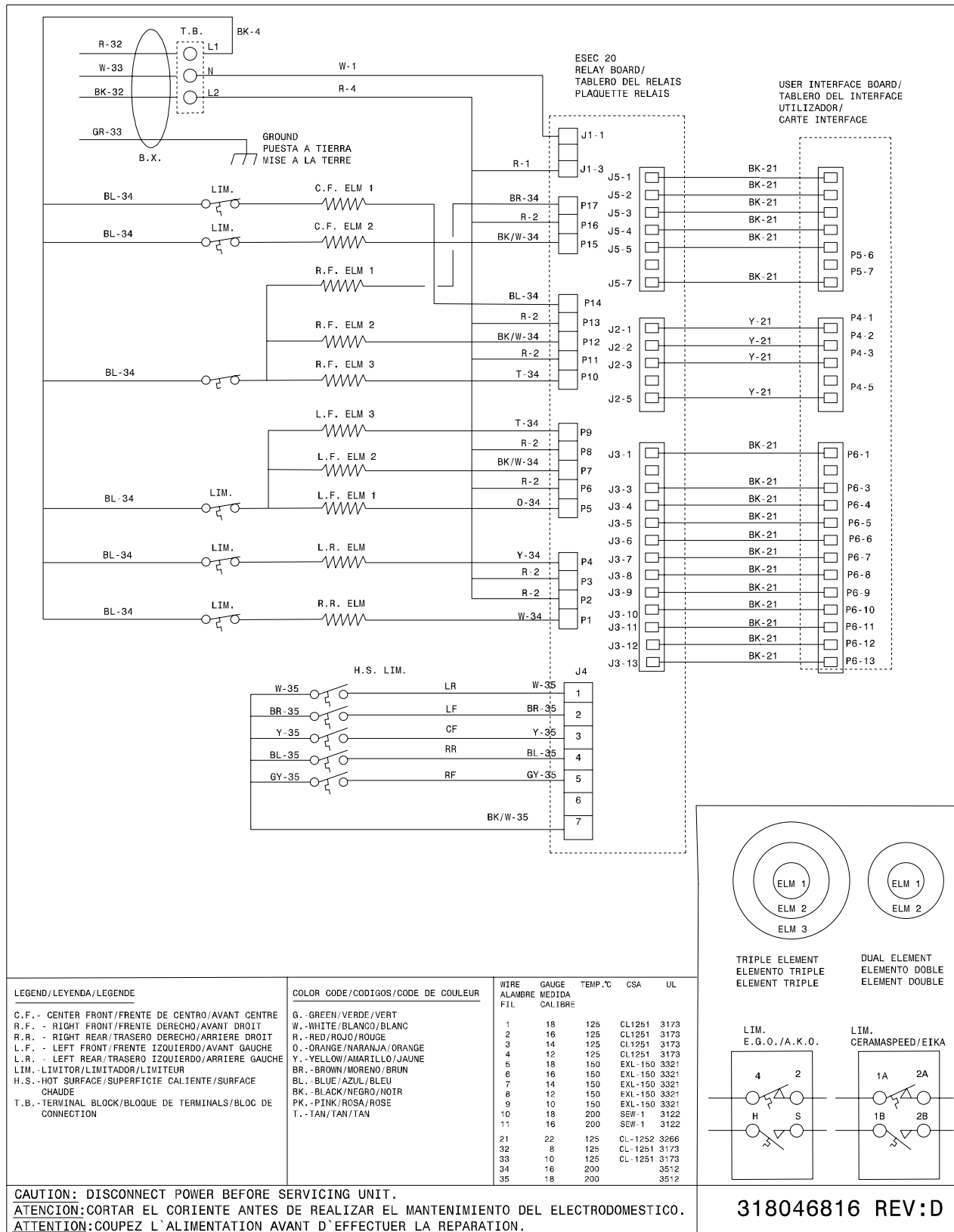
---

**MAIN TOP/SURFACE UNITS**


---

POS. NO	PART NO.	DESCRIPTION
1	318354100	Shield, heat
2	318344520	Insulation, Elements
3	318371400	Cover, deflector
15#	318198830	Element, surface, 6", 1200 W, (2)
15A#	318198934	Element, surface, 6/9, 1700/2700W, dual radiant
15B#	318297804	Element, surface, triple, 800/900/1000
16 #	318282526	Main Top Assy, glass/steel, black/stainless, w/touch control
17	318371510	Bracket, insulation
20	318121910	Bracket, retainer
*	5303300265	Screw, 8-18 X 1/2, (2)
*	5303323130	Screw, 8 x 1/4, (4)
46	318354000	Box, burner
52	318122006	Spring, element mtg, small
52A	318122011	Spring, element mtg, 1200W/1800W
52B	318122010	Spring, element mtg, 3000W
57	318354300	Box, service
*	5303307980	Screw, 8-32 x 0.437, (4)
58	318371310	Insulation
60	318371600	Deflector, air
87	318354400	Bracket, cable
159	318371710	Deflector, heat
*	5303211311	Screw, 8 x 0.500
164	318252901	Support, box, (6)
*	3131048	Screw, 8 x 5/8, (6)
170	318124913	Screen, thermal, (4)
172	318344521	Insulation, screen, (4)
188	318014110	Spacer, (6)
* #	318199467	Harness, wiring, main
*	318163602	Cleaner, stainless steel
*	08016432	Screw, truss head, 8-18 x 0.375
*	5303311306	Screw, 8-18 x 0.375, (8)
*	5303323140	Screw, ground, 10-32 x 0.375

WIRING DIAGRAM



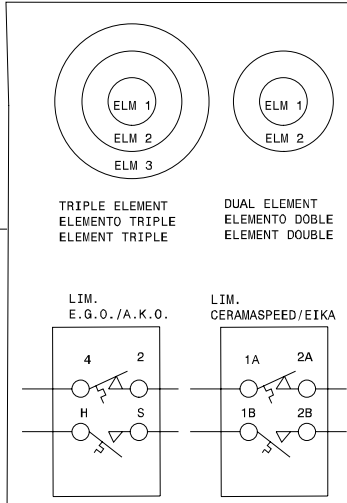
LEGEND/LEYENDA/LEGENDE

C.F. - CENTER FRONT/FRENTE DE CENTRO/AVANT CENTRE  
 R.F. - RIGHT FRONT/FRENTE DERECHO/AVANT DROIT  
 R.R. - RIGHT REAR/TRASERO DERECHO/ARRIERE DROIT  
 L.F. - LEFT FRONT/FRENTE IZQUIERDO/AVANT GAUCHE  
 L.R. - LEFT REAR/TRASERO IZQUIERDO/ARRIERE GAUCHE  
 LIM. - LIMITOR/LIMITADOR/LIMITEUR  
 H.S. - HOT SURFACE/SUPERFICIE CALIENTE/SURFACE CHAUDE  
 T.B. - TERMINAL BLOCK/BLOQUE DE TERMINALS/BLOC DE CONNECTION

COLOR CODE/CODIGOS/CODE DE COULEUR

G. - GREEN/VERDE/VERT  
 W. - WHITE/BLANCO/BLANC  
 R. - RED/ROJO/ROUGE  
 O. - ORANGE/NARANJA/ORANGE  
 Y. - YELLOW/AMARILLO/JAUNE  
 BR. - BROWN/MORENO/BRUN  
 BL. - BLUE/AZUL/BLEU  
 BK. - BLACK/NEGRO/NOIR  
 PK. - PINK/ROSA/ROSE  
 T. - TAN/TAN/TAN

WIRE ALAMBRE	GAUGE MEDIDA	TEMP. °C	CSA	UL
1	18	125	CL1251	3173
2	16	125	CL1251	3173
3	14	125	CL1251	3173
4	12	125	CL1251	3173
5	18	150	EXL-150	3321
6	16	150	EXL-150	3321
7	14	150	EXL-150	3321
8	12	150	EXL-150	3321
9	10	150	EXL-150	3321
10	18	200	SEW-1	3122
11	16	200	SEW-1	3122
21	22	125	CL-1252	3266
32	8	125	CL-1251	3173
33	10	125	CL-1251	3173
34	16	200		3512
35	18	200		3512



CAUTION: DISCONNECT POWER BEFORE SERVICING UNIT.  
 ATENCION: CORTAR EL CORRIENTE ANTES DE REALIZAR EL MANTENIMIENTO DEL ELECTRODOMESTICO.  
 ATTENTION: COUPEZ L'ALIMENTATION AVANT D'EFFECTUER LA REPARATION.

318046816 REV:D